



MANGA MANIA

SHOWAJO

HOW TO DRAW
THE CHARMING
AND ROMANTIC
CHARACTERS OF
JAPANESE COMICS

CHRISTOPHER
HART





Author: Carter, Suzanne Ramsey

Project Editor: Alisa Palazzo

Designer: Bob Fillie, Graphiti Design, Inc.

Production Manager: Hector Campbell

First published in 2004 by Watson-Guptill Publications Crown Publishing Group, a division of Random House Inc., New York

www.crownpublishing.com

www.watsonguptill.com

Copyright © 2004 Star Fire, LLC

Library of Congress Cataloging-in-Publication Data

Hart, Christopher.

Manga mania shoujo : how to draw the charming and romantic characters of Japanese comics / Christopher Hart.

p. cm.

Includes index.

ISBN 0-8230-2973-5 (pbk.)

1. Comic books, strips, etc.—Japan—Technique. 2. cartooning—Technique. 3. Comic strip characters. I. Title.

NC1764.5.J3H36938 2004

741.5'0952—dc22

2003023048

All rights reserved.

Trade Paperback ISBN: 978-0-8230-2973-0

eBook ISBN: 978-0-7704-3489-2

CONTRIBUTING ARTISTS:

Denise Akemi: [1.34](#), [1.72](#), [2.21](#), [4.4](#), [5.1](#), [5.9](#)

Craig Babiar: [fm.3](#)

Svetlana Chmakova: [fm.1](#), [1.1](#), [1.44](#), [4.1](#), [4.12](#), [5.31](#)

Lee Duhig (color): [7.11](#)

Bob Fillie (color): [1.1](#), [2.1](#), [3.1](#), [4.1](#), [5.1](#), [6.1](#), [7.1](#)

Christopher Hart: [fm.2](#), [2.33](#), [7.1](#), [7.11](#) (color)

Romy: [1.89](#), [3.1](#), [5.2](#)

Atsuko Ishida: [1.19](#), [1.27](#), [2.1](#)

Jin Song Kim: [6.1](#)

Sam Lotfi: [1.1](#), [1.25](#)

Color by Brimstone, with the exception of pages [1.19](#), [1.27](#), and [2.1](#) colored by Vaughn Ro

To my readers, for whom these books are written. I hope that you not only learn from this tutorial but are inspired to create.



Contents

Cover

Title Page

Copyright

Dedication

INTRODUCTION



THE BASICS



POSES



BISHIES: THE HANDSOME YOUNG MEN OF SHOUJO



THE MAGICAL GIRL STYLE



OTHER POPULAR SHOUJO STYLES




COOL CLOTHES



DESIGN DETAILS

INDEX



INTRODUCTION

Shoujo is perhaps the best-loved, most recognizable manga style in the world. Famous for the huge brilliant eyes of its characters, shoujo is one of the few comics categories that appeals as much to girls as it does to boys. The faces of the characters are young, sweet, and charming—enchanted, some would even say. The clothes and hairstyles are full of beauty and grace. And while many other styles of manga focus on battles and fight scenes, the shoujo genre concentrates on relationships and adventure. To be sure, there are exciting action scenes in shoujo, especially in the popular Magical Girl subgenre, but even with that, the characters are drawn as real people with real problems that teenagers relate to.

This book is a complete and thorough guide to drawing the world of shoujo manga. It is my intention that you are not only exposed to the rich variety of characters and subgenres that make up shoujo, but that you develop real skill in drawing manga as a result of reading this book. That's why you'll find more step-by-step instruction here than in most other books on manga. Drawing lessons are broken down into steps and principles that aspiring artists can follow with ease. You'll gain insights into drawing and improve as a result.

Shoujo is a huge category, and it consists of many popular subgenres and character types—all illustrated here in abundance—including: Magical Girl, bishies (the boy teen idol of manga), furry characters and mascots, period dramas, school-age dramas, and even the super cute chibis! There are also sections on the amazing eyes of shoujo characters, poses, expressions, costume design, use of shadows, foreshortening, and how to use speech balloons. Rounding things out is a dazzling section on computer coloring that covers all the principles for creating, scanning, and coloring your manga works.

If you love shoujo, and you like to draw, you can't miss by picking up this book. The keys to drawing the most famous manga genre are now at your fingertips. Let's get started!



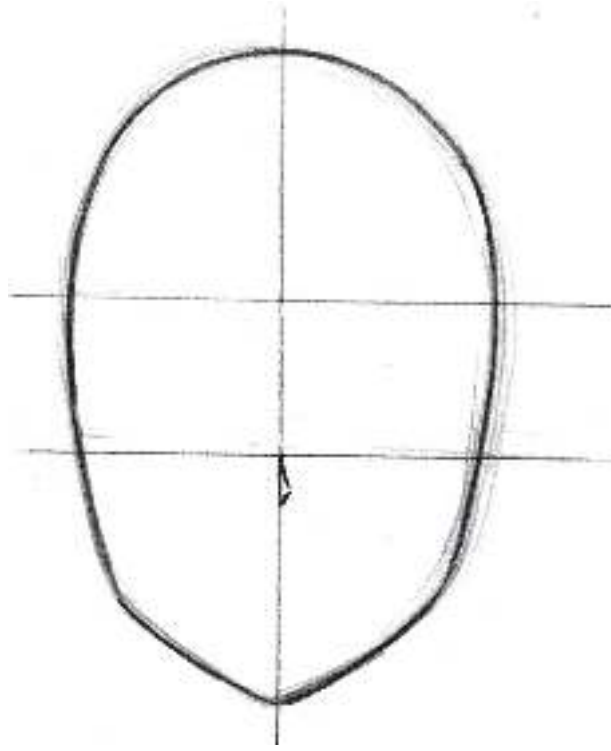
THE **BASICS**

Shoujo has a unique look, making it the most internationally recognized style of manga. It's instantly appealing. Why is that? This is the question we must answer in order to successfully draw in the shoujo style and create winning characters.

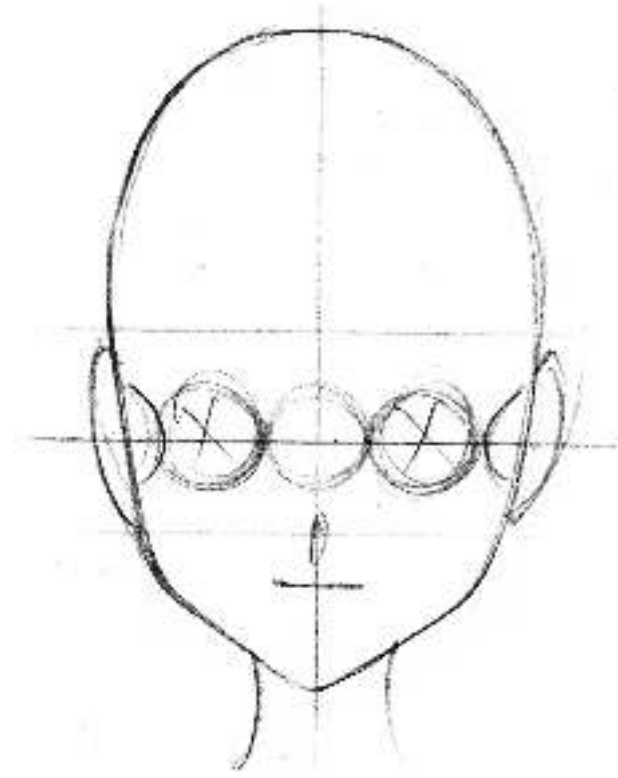
Shoujo characters are typically young, sweet, pretty, enchanting, cute, and magical. They abound with charm and charisma. And, it's the artist's job to translate these descriptions into figures.

Shoujo girl's Head

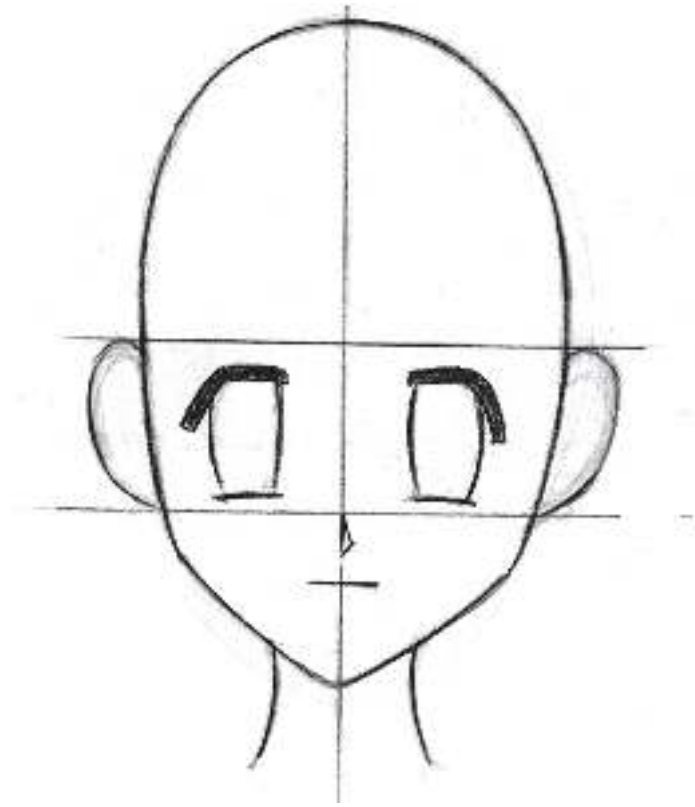
Shoujo characters have a youthful, charming look. Start with a young head shape; both young and cute characters have large foreheads and small jaws. Make sure that the eyes are BIG. Big shiny eyes are the trademark of all shoujo characters. By contrast, the nose and mouth should be small and subtle.




Start with an oval head shape. Place a vertical guideline marking the center of the face. Sketch in one horizontal guideline on which to place the eyes (the lower line above) and another on which to place the eyebrows (the upper line above). This is what artists do to keep the features even. Place the eye guideline low on the face (below the halfway point).




Add another horizontal guideline underneath the other two—just above where the jaw begins to narrow toward the chin—to indicate the nose placement. Sketch in the ears, which stretch from the eyebrow guideline down to the nose guideline. Pencil in the eyes. Normally, the head is 5 eye widths wide, but since the eyes of shoujo characters are so large, the head is only 4 eye widths apart here. Note that there's 1 full eye width between the eyes and 1/2 an eye width on the outer side of each eye.




Erase any unneeded eye guides, and add the eyelids. By sloping the ends of the eyelids down at a sharper angle (toward the earlobes) and adding a few thick eyelashes (see [this page](#)), the eyes become feminine.



Add the eyebrows, which are thinner on a girl than they are on a boy (see [this page](#)). Sketch in multiple eye shines—at least 2, and often 3 or more. The more shines you use, the wetter and brighter the eyes will appear, which helps convey health, youth, and innocence.



You can block in the hair at this point. Shoujo characters have unusually large foreheads, and this requires a big head of hair that's always thick and full. Note that all this hair adds to the height of the head.



Start to define the hairstyle, making it shaggy over the forehead. This is a popular look in manga.



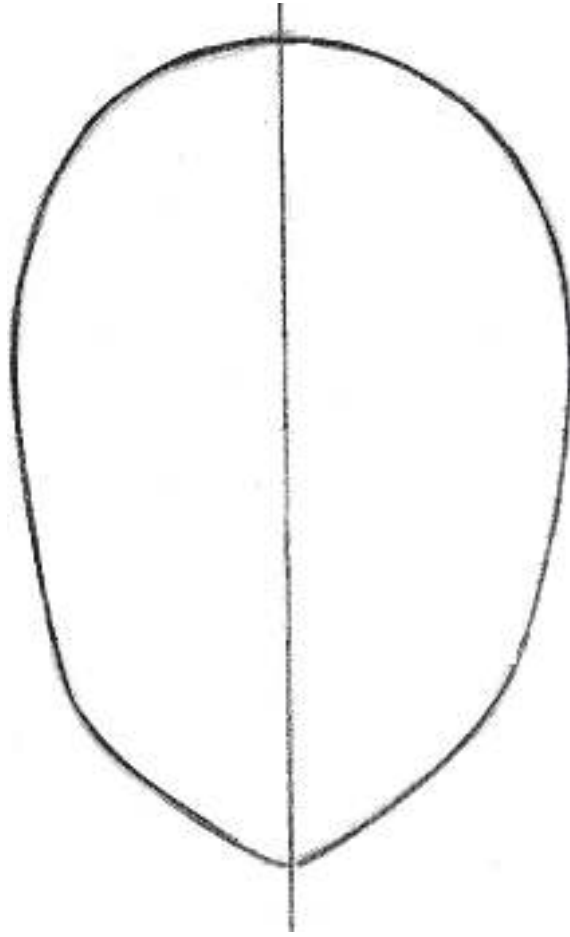
Now that everything is in place, darken the lines that you like in order to define the drawing a bit more.



To create a finished look, go over your original drawing in marker, and then erase the pencil lines. Or, you can trace the image (usually on a light box), drawing only the lines you want to keep and omitting the guidelines.

Shoujo Boy's Head

In the early stages of the drawing (before adding details to the features), it's hard to tell if the character is a boy or a girl.



Just as with the girl, start out with an egg-shaped head.

sample content of Manga Mania Shoujo: How to Draw the Charming and Romantic Characters of Japanese Comics

- [*Life Is What You Make It: Find Your Own Path to Fulfillment.pdf, azw \(kindle\)*](#)
- [download Algorithms For Interviews](#)
- [*click I Drove It My Way: Tales of a London Cabbie.pdf*](#)
- [download online Shouldn't You Be in School? \(All the Wrong Questions, Book 3\) book](#)
- [download online Engineering Mechanics: Statics \(12th Edition\) for free](#)
- [click Crossover Queries: Dwelling with Negatives, Embodying Philosophy's Others \(Perspectives in Continental Philosophy\) online](#)

- <http://www.mmastyles.com/books/A-Susceptible-Gentleman--Harlequin-Regency-Romance-Series-2--Book-25-.pdf>
- <http://fitnessfatale.com/freebooks/Algorithms-For-Interviews.pdf>
- <http://thewun.org/?library/I-Drove-It-My-Way--Tales-of-a-London-Cabbie.pdf>
- <http://studystategically.com/freebooks/Shouldn-t-You-Be-in-School---All-the-Wrong-Questions--Book-3-.pdf>
- <http://serazard.com/lib/Engineering-Mechanics--Statics--12th-Edition-.pdf>
- <http://crackingscience.org/?library/Time-and-Narrative--Volume-3-.pdf>